



Office of Institutional Research

Women's Center Perception Survey 2008

Thank you for participating in this important survey!

This page is to request your agreement to participate as a subject in the survey on Women's Center Perceptions conducted by The Women's Center and Institutional Research.

The purpose of the survey is to determine what students' perceptions of the Women's Center are, so we can better meet their needs.

The procedures which will be used in this study are a short online survey and, for those interested, follow-up focus groups. (If you wish to participate in follow-up focus groups, you will be asked to provide contact information and someone from the Women's Center will notify you at a later time.)

Your participation in the study will involve approximately 15-20 minutes for survey completion and, for those interested, approximately 1 hour in a focus group.

The possible risks associated with the study are discomfort, in which case there is resource information listed whenever you choose to end your participation.

You may not receive any direct benefits from participating in this study, but participation may help to increase knowledge that may benefit others in the future.

Any data or answers to questions will remain confidential with regard to your identity.

Any information collected through this research project that personally identifies you will not be voluntarily released or disclosed without your separate consent, except as specifically required by law.

Your decision whether or not to participate is voluntary. You are free to withdraw from this study at any time without jeopardizing your relationship with Lehigh University. You may skip any questions you are not comfortable answering.

If you have any questions about this study and what is expected of you in this study, you may call the Women's Center at 610-758-6484.

You may report problems that may result from your participation or

direct questions in regard to your rights as a subject in this study to Susan E. Disidore, Office of Research and Sponsored Programs, Lehigh University, (610)758-3020. All reports or correspondence will be kept confidential.

To confirm that you have read and understand the foregoing information, that you have received answers to any questions you asked, and to consent to participate in the study, please click on "Begin Survey". (If you do not wish to participate, simply close your browser.)

Survey is now closed.

If you experience any technical problems with the survey, please contact Institutional Research via email at oir@lehigh.edu or at 610-758-5890.

Last Update: 10/31/2008

Please email any comments or questions to oir@lehigh.edu

Lehigh University
Office of Institutional Research
422 Brodhead Avenue
Bethlehem, PA 18015
610-758-5890 (Voice)
610-758-5977 (Fax)




Women's Center Perception Survey

1) Are you aware that Lehigh has a Women's Center?

- Yes → Continue
 No → Q7 then Q13

Women's Center --- Lehigh University
27 Memorial Drive West, Bethlehem, PA 18015 •
Tel. 610.758.3000



11% Complete



Women's Center Perception Survey

2) Do you know what the purpose of the Women's Center is?

Yes

No

[Reset](#)

[Back](#)

[Continue](#)

Women's Center --- Lehigh University
27 Memorial Drive West, Bethlehem, PA 18015 •
Tel. 610.758.3000

17% Complete



Women's Center Perception Survey

3) Do you know where the Women's Center is?


- Yes → continue
 No → Q5

Reset

Back

Continue

Women's Center --- Lehigh University
27 Memorial Drive West, Bethlehem, PA 18015 •
Tel. 610.758.3000



22% Complete



Women's Center Perception Survey

4) Have you been to the Women's Center (UC C207)?

- Yes → Q4a then Q5
 No → Q4b

Reset

Back

Continue

Women's Center --- Lehigh University
27 Memorial Drive West, Bethlehem, PA 18015 •
Tel. 610.758.3000

28% Complete



Women's Center Perception Survey

4a) What reason brought you to the Women's Center? (check all that apply)

- Class assignment
- Library
- Program
- Interest
- Intern/work/volunteer
- Resource or referral information
- Other

Women's Center --- Lehigh University
27 Memorial Drive West, Bethlehem, PA 18015 •
Tel. 610.758.3000

33% Complete



Women's Center Perception Survey

4b) Why have you NOT been to the Women's Center? (check all that apply)

- Conflicting schedule
- Inconvenient location
- Stigma
- Not interested
- Other

Women's Center --- Lehigh University
27 Memorial Drive West, Bethlehem, PA 18015 •
Tel. 610.758.3000

39% Complete



Women's Center Perception Survey

5) Have you attended a Women's Center event?


- Yes ---> continue
 No →
 Not Sure → Q6

Reset

Back

Continue

Women's Center --- Lehigh University
27 Memorial Drive West, Bethlehem, PA 18015 •
Tel. 610.758.3000



44% Complete



Women's Center Perception Survey

5a) How recent has it been since you attended a Women's Center event? (please select one)

- Fall 2008 Semester
- Spring 2008 Semester
- Fall 2007 Semester
- Other

5b) What was the event?

5c) Did you find the event useful?

- yes
- no
- no opinion
- other

Women's Center --- Lehigh University
27 Memorial Drive West, Bethlehem, PA 18015 •
Tel. 610.758.3000

50% Complete



Women's Center Perception Survey

6) How do you hear about Women's Center events? (please select up to three as most effective)

- I do not hear about Women's Center events
- Flyer
- Web site
- Brown and White
- Listserv
- Women's center hall calendar
- Involvement in a student group
- Word of mouth
- Announcement in class
- Other

Women's Center --- Lehigh University
27 Memorial Drive West, Bethlehem, PA 18015 •
Tel. 610.758.3000

56% Complete



Women's Center Perception Survey

7) What are the **three most important** issues facing women on campus?

- Body image
- Harassment
- Political policies
- Relationship violence
- Self-confidence
- Sexual assault/rape
- Stalking
- Wage gap
- Women in science and engineering
- Women's health
- Women's leadership
- Other

[Reset](#)

[Back](#)

[Continue](#)

Women's Center --- Lehigh University
27 Memorial Drive West, Bethlehem, PA 18015 •
Tel. 610.758.3000

61% Complete



Women's Center Perception Survey

8) What issues would you like to see addressed more by the Women's Center? (check all that apply)

- Issues facing women of color
- Lesbian, Gay, Bisexual, Transgender, Queer, Questioning, Ally (LGBTQA)
- Men and masculinity
- Networking/mentoring
- Providing tools for self-empowerment to girls aged 11-16
- Status of women's lives internationally
- Women in athletics
- Work life/balance
- Other

Reset

Back

Continue

Women's Center --- Lehigh University
27 Memorial Drive West, Bethlehem, PA 18015 •
Tel. 610.758.3000

67% Complete



Women's Center Perception Survey

The mission of the Women's Center is to foster a campus climate in which all women can work to achieve their personal and professional academic, research, and service goals in an equitable, supportive, and intellectually-challenging environment.

9) Do you feel the Women's Center is meeting its mission?

- Yes
- Mostly
- Not very much
- No
- No opinion

[Reset](#)

[Back](#)

[Continue](#)

Women's Center --- Lehigh University
27 Memorial Drive West, Bethlehem, PA 18015 •
Tel. 610.758.3000

72% Complete



Women's Center Perception Survey

10) Do you feel there are specific populations that are underserved by the Women's Center?

- Yes (please specify)
- No
- No opinion

Women's Center --- Lehigh University
27 Memorial Drive West, Bethlehem, PA 18015 •
Tel. 610.758.3000

78% Complete



Women's Center Perception Survey

11) What do you think are the greatest **strengths** of the Women's Center?

12) What do you think are the greatest **weaknesses** of the Women's Center?

[Reset](#)

[Back](#)

[Continue](#)

Women's Center --- Lehigh University
27 Memorial Drive West, Bethlehem, PA 18015 • Tel.
610.758.3000

83% Complete



Women's Center Perception Survey

13) Any additional comments you would like to share with us:

14) What is your gender?

- Male
- Female
- Transgender
- Intersex
- Prefer not to answer

15) What is your role on campus?

- First year
- Second year
- Third year
- Fourth year
- Fifth year
- Graduate

16) What is your race/ethnicity? (Select all that apply)

- Non-resident alien
- Hispanic
- American Indian or Alaska Native
- Asian
- Black or African American
- Native Hawaiian or Other Pacific Islander
- White
- Prefer not to answer

Reset

Back

Continue

Women's Center --- Lehigh University
27 Memorial Drive West, Bethlehem, PA 18015 • Tel.
610.758.3000

89% Complete



Women's Center Perception Survey

17) Would you be interested in participating in a focus group to discuss the Women's Center?

Yes → continue

No → please do not participate

Reset

Back

Continue

Women's Center --- Lehigh University
27 Memorial Drive West, Bethlehem, PA 18015 •
Tel. 610.758.3000

94% Complete



Women's Center Perception Survey

Please complete the following and we will contact you regarding participation in focus groups that discuss the Women's Center.

Name:
Email address:

Please note, this information WILL NOT be associated with your survey responses.

Women's Center --- Lehigh University
27 Memorial Drive West, Bethlehem, PA 18015 •
Tel. 610.758.3000

100% Complete



Women's Center Perception Survey

Please complete the following and you will be entered in the prize drawings.

Name:
Email address:
Telephone:

Please note, this information WILL NOT be associated with your survey responses.

Women's Center --- Lehigh University
27 Memorial Drive West, Bethlehem, PA 18015 •
Tel. 610.758.3000

100% Complete



Women's Center Perception Survey

Thank you for completing the survey.

You may now close your browser.

Women's Center --- Lehigh University
27 Memorial Drive West, Bethlehem, PA 18015 •
Tel. 610.758.3000